



MX122 A/V Processor Firmware Update Instructions to Install DTS:X and Auro-3D



McIntosh MX122 Firmware Update


A free firmware update is available to add DTS:X and Auro-3D* audio decoding to the MX122 A/V Processor. In addition to adding DTS:X and Auro-3D* support, this firmware update also does the following:

- Adds DTS Neural-X (audio expander)
- Fixes cable box issue (no sound with a specific box)
- Fixes Pandora login issue

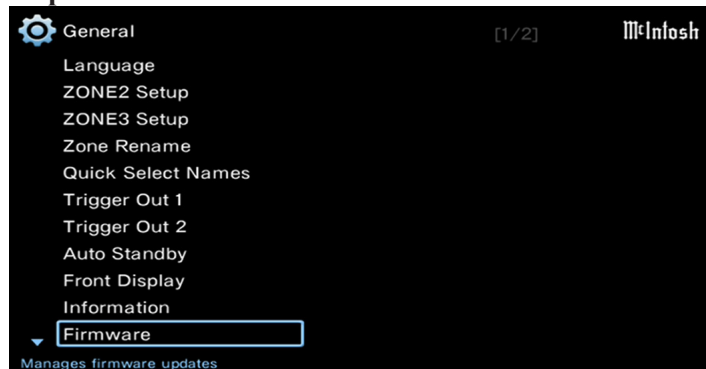
To check for and perform the firmware update on the MX122 A/V Processor, please follow the steps below. To perform the update, the MX122 must be connected to a router that has internet access. This can either be a wired ethernet connection or a wireless connection using the MX122 Wi-Fi capabilities.

*Note: The Auro-3D portion of the update is not available in Japan and China.

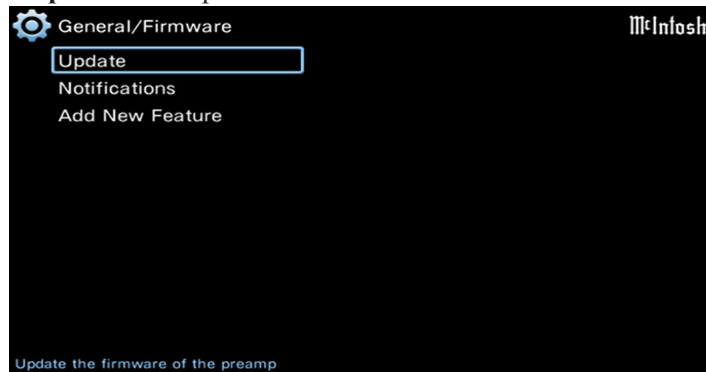
Step 1: Go to the Setup Menu and select General.



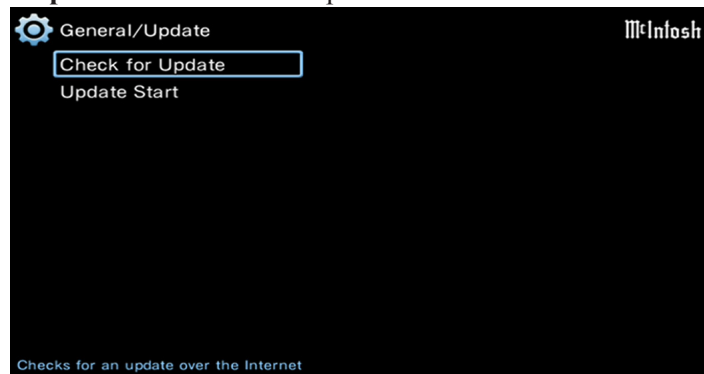
Step 2: Select Firmware.



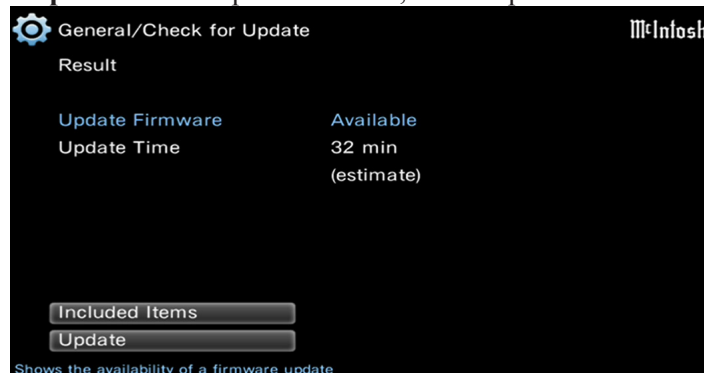
Step 3: Select Update



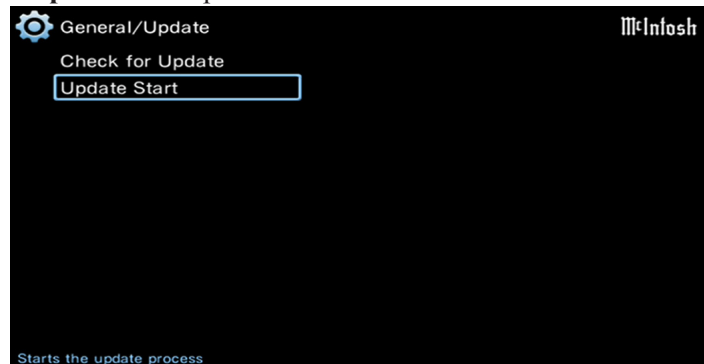
Step 4: Select Check for Update



Step 5: Once the update is found, select Update.



Step 6: Select Update Start.





McIntosh Laboratory, Inc.
2 Chambers Street
Binghamton, NY 13903
www.mcintoshlabs.com

The continuous improvement of its products is the policy of McIntosh Laboratory Incorporated who reserve the right to improve design without notice.
Printed in the U.S.A.